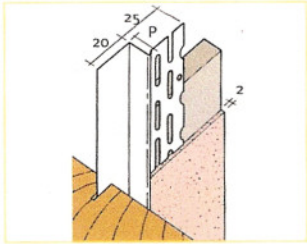


# EXPAMET METAL BEADS FOR DRY LINING

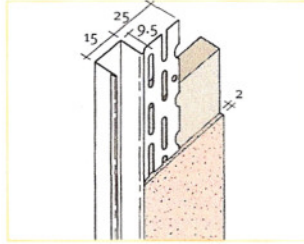


## Dry Wall Feature Bead (Engaging)

Ref. 513 & 524 (Pre-Galvanised Steel)

Neat shadow lines and recesses can be formed around door frames, abutments and the like.

REF	513	524
Plaster Board Thickness (P)	9.5 mm	12.5
Lengths per Carton	10/50	50
Stock lengths	3000	3000

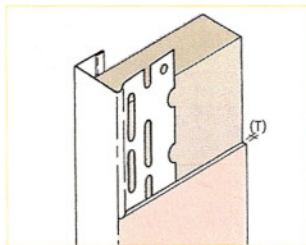
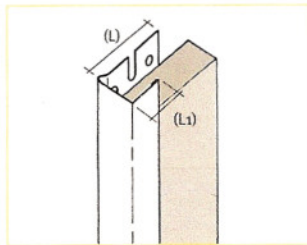


## Dry Wall Feature Bead (Abutting)

Ref. 514 (Pre-Galvanised Steel)

Neat shadow lines and recesses can be formed around door frames, abutments and the like. This bead can be used with plasterboard thicknesses of 9.5mm, 12.5mm and 15mm.

REF	514
Plaster Board Thickness	9.5/12.5/15mm
Lengths per Carton	10/50
Stock lengths	3000

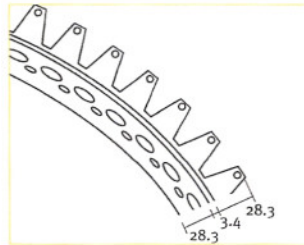


## Plasterboard Edging Bead

Ref. 567, 568 & 576 (Pre-Galvanised Steel)

A reversible, dual-purpose bead which reinforces plasterboard edges by enclosing them in a protective steel section.

REF	567	568	576
Plaster Board Thickness	9.5mm	12.5mm	15mm
T x L x L1 (mm)	2 x 24 x 9	2 x 24 x 12.5	2 x 25.5 x 10
Lengths per Carton	50	50	50
Stock lengths	3000	3000	3000



## Dry Lining Arch Bead

Ref. PFB001 (Recycled pvc)

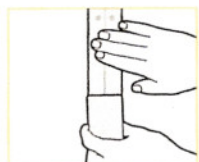
For creating curved and arched forms in thin-coat and dry-lining applications.

REF	PFB001
Plaster Board Thickness	3mm
T x L (mm)	3 x 28.3
Lengths per Carton	25
Stock lengths	2500/3000

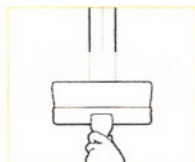
## Plasterboard Joint Tape

Ref. EBPPJT48. Made from super-tough yet flexible fibreglass, this self-adhesive mesh is designed to help you achieve a seamless finish with ease - saving on labour, mess and time

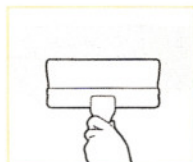
REF	Box Quantity
EBPPJT48	24 x 90m



1. Apply directly to the plasterboard, centring over the joint, ensuring that it's smooth and free from bubbles as you go.



2. Apply a further coat of plaster over the tape (you should be able to see the tape through the plaster).



3. Allow to dry thoroughly before applying the final coat.

